

Disclaimer: This resource provides general guidance and is not legal advice. Consult qualified counsel for jurisdiction-specific requirements.



Accessibility Compliance Checklist

A comprehensive guide for ensuring WCAG 2.2 AA compliance

Prepared by: AccessGuard

Version: 1.0

Date: October 18, 2025

Standards: WCAG 2.2 AA, ADA, Section 508

Table of Contents

[Back to TOC](#)

- Executive Summary
- Perceivable Content
- 1. Text Alternatives
- 2. Color and Contrast
- 3. Resizable Text
- Operable Interface
- 4. Keyboard Navigation
- 5. Timing and Seizures
- Understandable Information
- 6. Readable Content
- 7. Predictable Navigation
- Robust Implementation
- 8. Compatible Code
- Testing Methodology
- Automated Testing Tools
- Manual Testing Checklist
- User Testing
- Compliance Verification
- Pre-Launch Checklist
- Ongoing Monitoring
- References
- Alt-text List

Executive Summary

[Back to TOC](#)

This checklist provides a systematic approach to achieving and maintaining WCAG 2.2 AA compliance across your digital properties. Each item includes specific testing criteria, WCAG references, and actionable guidance for product teams, developers, designers, and QA professionals.




Key Benefits: Reduced legal risk, improved user experience, expanded market reach, and enhanced brand reputation through inclusive design practices.

Perceivable Content

[Back to TOC](#)

1. Text Alternatives





Checkpoint	WCAG Reference	Test Method	Pass/Fail
All images have descriptive alt text	SC 1.1.1	Manual inspection, screen reader testing	<div></div>

Decorative images have empty alt=""	SC 1.1.1	Code review, automated testing	
Complex images have detailed descriptions	SC 1.1.1	Content review, user testing	
Form inputs have associated labels	SC 1.3.1	Code review, screen reader testing	

Why it matters: Screen readers rely on text alternatives to convey visual information to users with visual impairments.

How to test: Use browser developer tools to inspect alt attributes, test with screen readers like NVDA or JAWS.




2. Color and Contrast

Checkpoint	WCAG Reference	Test Method	Pass/Fail
Text contrast ratio $\geq 4.5:1$ (normal text)	SC 1.4.3	Color contrast analyzer tools	
Text contrast ratio $\geq 3:1$ (large text)	SC 1.4.3	Color contrast analyzer tools	
Color is not the only means of conveying information	SC 1.4.1	Visual inspection, colorblind simulation	
UI components have sufficient contrast	SC 1.4.11	Automated testing, manual verification	

Why it matters: Insufficient contrast makes content unreadable for users with visual impairments or in various lighting conditions.

How to test: Use tools like WebAIM's Color Contrast Checker, browser extensions, or automated testing tools.

3. Resizable Text

Checkpoint	WCAG Reference	Test Method	Pass/Fail
Text can be resized to 200% without horizontal scrolling	SC 1.4.4	Browser zoom testing	
Text remains readable at 200% zoom	SC 1.4.4	Visual inspection at different zoom levels	
Responsive design adapts to text scaling	SC 1.4.4	Cross-device testing	





Why it matters: Users with visual impairments often need to increase text size for readability.

How to test: Use browser zoom controls, test on different screen sizes, verify responsive behavior.

Operable Interface

[Back to TOC](#)




4. Keyboard Navigation

Checkpoint	WCAG Reference	Test Method	Pass/Fail
All interactive elements are keyboard accessible	SC 2.1.1	Tab navigation testing	
Focus indicators are visible and clear	SC 2.4.7	Visual inspection during keyboard navigation	
No keyboard traps exist	SC 2.1.2	Complete keyboard navigation testing	
Skip links are available for main content	SC 2.4.1	Keyboard testing, screen reader verification	

Why it matters: Many users rely on keyboard navigation due to motor impairments or personal preference.

How to test: Navigate entire interface using only Tab, Shift+Tab, Enter, and arrow keys.

5. Timing and Seizures

Checkpoint	WCAG Reference	Test Method	Pass/Fail
No content flashes more than 3 times per second	SC 2.3.1	Visual inspection, automated testing	
Users can pause, stop, or hide moving content	SC 2.2.2	Functionality testing	
Time limits can be extended or disabled	SC 2.2.1	User testing, functionality verification	



Why it matters: Flashing content can trigger seizures in users with photosensitive epilepsy.



How to test: Visual inspection, use of automated tools like WAVE or axe-core.

Understandable Information

[Back to TOC](#)

6. Readable Content




Checkpoint	WCAG Reference	Test Method	Pass/Fail
Language is identified in HTML lang attribute	SC 3.1.1	Code review, automated testing	
Changes in language are marked	SC 3.1.2	Content review, code inspection	

Unusual words are defined or explained	SC 3.1.3	Content review, user testing	
Abbreviations are expanded on first use	SC 3.1.4	Content review, editorial check	

Why it matters: Screen readers need language information to pronounce content correctly.

How to test: Inspect HTML source, test with screen readers, content review.

7. Predictable Navigation

Checkpoint	WCAG Reference	Test Method	Pass/Fail
Navigation is consistent across pages	SC 3.2.3	Cross-page testing, user testing	
Components with same functionality have consistent labels	SC 3.2.4	Content audit, user testing	
Changes of context don't occur without user action	SC 3.2.1	Functionality testing, user observation	

Why it matters: Predictable interfaces reduce cognitive load and improve usability for all users.





How to test: Systematic navigation testing, user observation, content audit.

Robust Implementation

[Back to TOC](#)

8. Compatible Code

Checkpoint	WCAG Reference	Test Method	Pass/Fail
------------	----------------	-------------	-----------

HTML is valid and well-formed	SC 4.1.1	HTML validator, automated testing	
Custom controls have proper ARIA labels	SC 4.1.2	Code review, screen reader testing	
Form validation messages are associated with fields	SC 3.3.1	Code review, screen reader testing	
Error messages are clear and actionable	SC 3.3.1	User testing, content review	

Why it matters: Valid, semantic code ensures compatibility with assistive technologies.

How to test: Use HTML validators, automated accessibility testing tools, screen reader testing.

Testing Methodology

[Back to TOC](#)

Automated Testing Tools

1. **axe-core** - Comprehensive accessibility testing engine
2. **WAVE** - Web accessibility evaluation tool
3. **Lighthouse** - Built-in Chrome accessibility audit
4. **Pa11y** - Command-line accessibility testing

Manual Testing Checklist

- ☐ Screen reader testing (NVDA, JAWS, VoiceOver)
- ☐ Keyboard-only navigation
- ☐ High contrast mode testing
- ☐ Zoom testing (200%)
- ☐ Colorblind simulation
- ☐ Voice control testing

User Testing

- ☐ Test with actual users with disabilities

- ☐ Observe task completion rates
- ☐ Gather feedback on usability barriers
- ☐ Document and prioritize issues

Compliance Verification

[Back to TOC](#)

Pre-Launch Checklist

- ☐ All critical issues resolved
- ☐ Automated testing passes
- ☐ Manual testing completed
- ☐ User testing conducted
- ☐ Documentation updated
- ☐ Team training completed

Ongoing Monitoring

- ☐ Regular automated scans scheduled
- ☐ Quarterly manual reviews
- ☐ User feedback collection
- ☐ Accessibility statement maintenance
- ☐ Team training updates

References

[Back to TOC](#)

1. [Web Content Accessibility Guidelines \(WCAG\) 2.2](#) - W3C's official accessibility guidelines
2. [Americans with Disabilities Act \(ADA\) Compliance](#) - Legal requirements for accessibility
3. [Section 508 Standards](#) - Federal accessibility requirements
4. [WebAIM Resources](#) - Comprehensive accessibility training and tools
5. [axe-core Documentation](#) - Automated accessibility testing
6. [Screen Reader Testing Guide](#) - Manual testing procedures
7. [Color Contrast Analyzer](#) - Tool for verifying contrast ratios

Alt-text List

[Back to TOC](#)

Figure	Alt Text	Context
Halytic Logo	"Halytic logo - Website accessibility compliance platform"	Brand identification
Checklist Icon	"Checklist icon representing accessibility compliance verification"	Visual indicator for checklist items
WCAG Compliance Badge	"WCAG 2.2 AA compliance certification badge"	Credibility indicator

Need Help? AccessGuard provides comprehensive accessibility auditing and compliance services. Contact us for expert guidance on implementing these standards across your digital properties.

This document is prepared by AccessGuard and follows WCAG 2.2 AA guidelines for accessibility compliance.